



TS SECURE REMOTE ACCESS® PLUS

V12

Features - Benefits
Marketing Department
January 2019

TSplus 12

Summary:

The Version 12 release is a major step forward in the evolution of TSplus, with greatly improved experience and feature sets for both Users and Administrators.

The most visible change is the new Interface. With a new look and streamlined access to your favorite features, the TSplus Version 12 Interface was designed with three main objectives in mind.

- **A modern and user-friendly dashboard:**
At once clean and functional, using modern design language to make management a breeze for administrators.
- **An easy and intuitive navigation:**
Tabs are now displayed in a bar on the left side of the Administration Tool. The lexicon used is obvious and logical.
- **A simplified management:**
Features have been reorganized to present settings in a more logical way, making it easier for Administrators to configure a server quickly and simplify regular management operations - the most used features are more visible, the most used settings are pre-selected.
 - EX: The Security Tab has been removed. Common security functions have been automated. Configuration operations have been nested into the appropriate tabs.

Keywords are: **Clarity** ▪ **Simplicity** ▪ **Rapidity**

This document is to guide you in discovering TSplus 12 new interface and its benefits.

Floriane Mer
Marketing Director

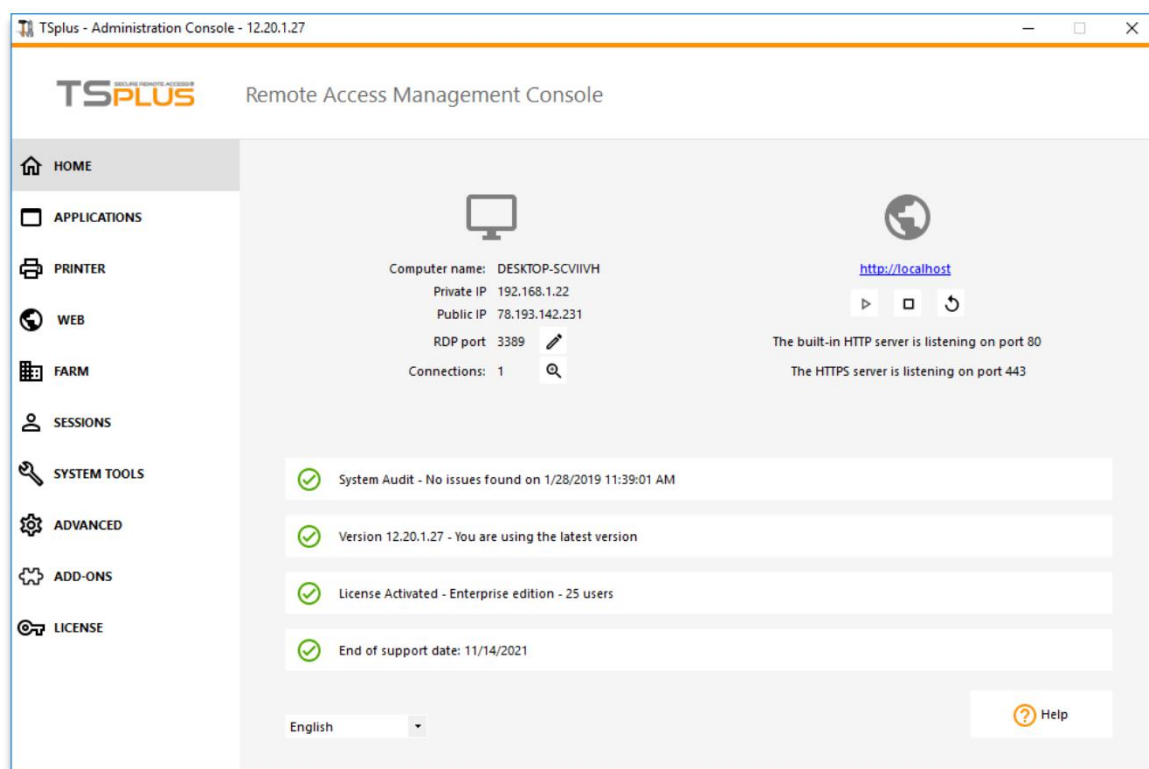
The Home Dashboard

The new interface for TSplus Version 12 is larger than its predecessor. There are now 10 menu tabs instead of 6. You will notice that the tabs for 'Server' and 'Security' have been removed. You will discover **7 new tabs**:

Home ▪ Printer ▪ Farm ▪ Sessions ▪ System Tools ▪ Advanced ▪ Add-ons

Key Improvements: Overview of the Server

- Essential information about the Host/Client: IP, RDP port, etc..
- Status of the Remote Server and quick actions: Start/Stop/Restart
- System audit: Reveals any issue with the server or the app
- Essential information about the software: Edition, licensing, version.
- Help: Access to online documentation - Language selection



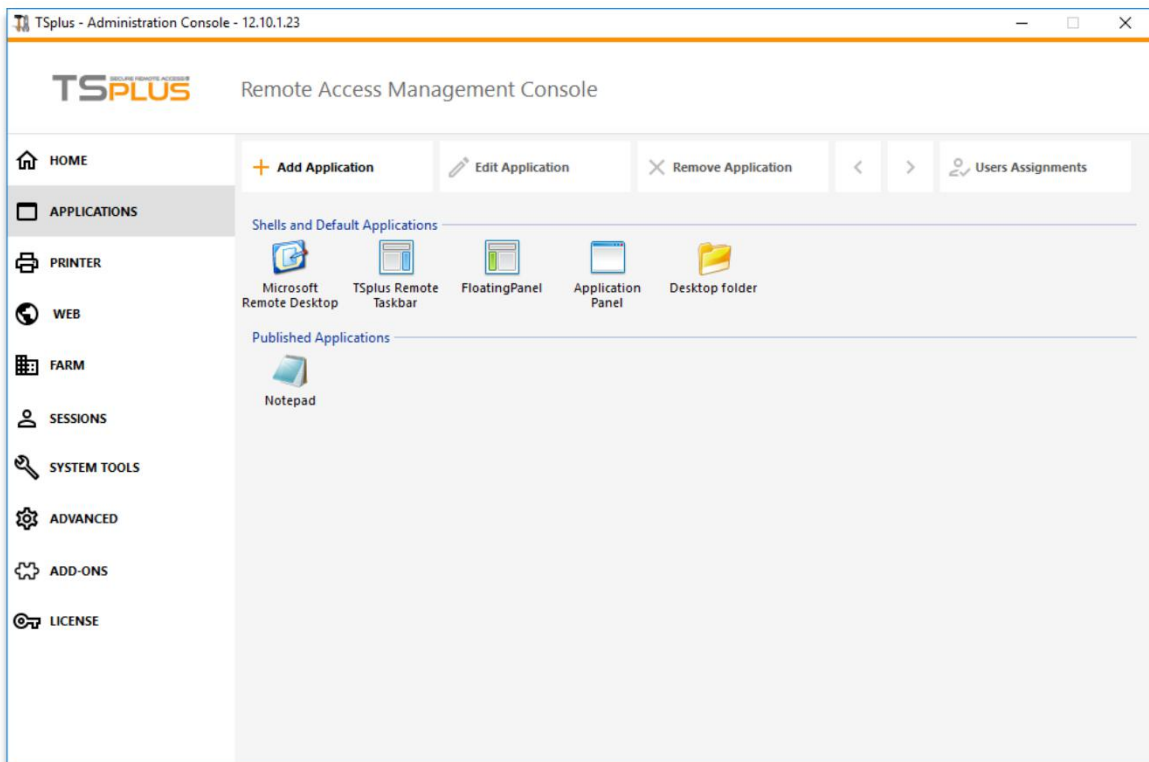
Benefits for the Administrators:

- Licensing and Version information is **easy to locate**
- **Core operational status can be seen assessed quickly** thanks to the red/green indicators on the main administration console page.

The Applications Tab

Key Improvements:

- Default Applications and Published Applications are visible at a glance with large icons
- Easy and Quick access to the main settings:
 - Add, Edit or Remove Applications
 - Assign User



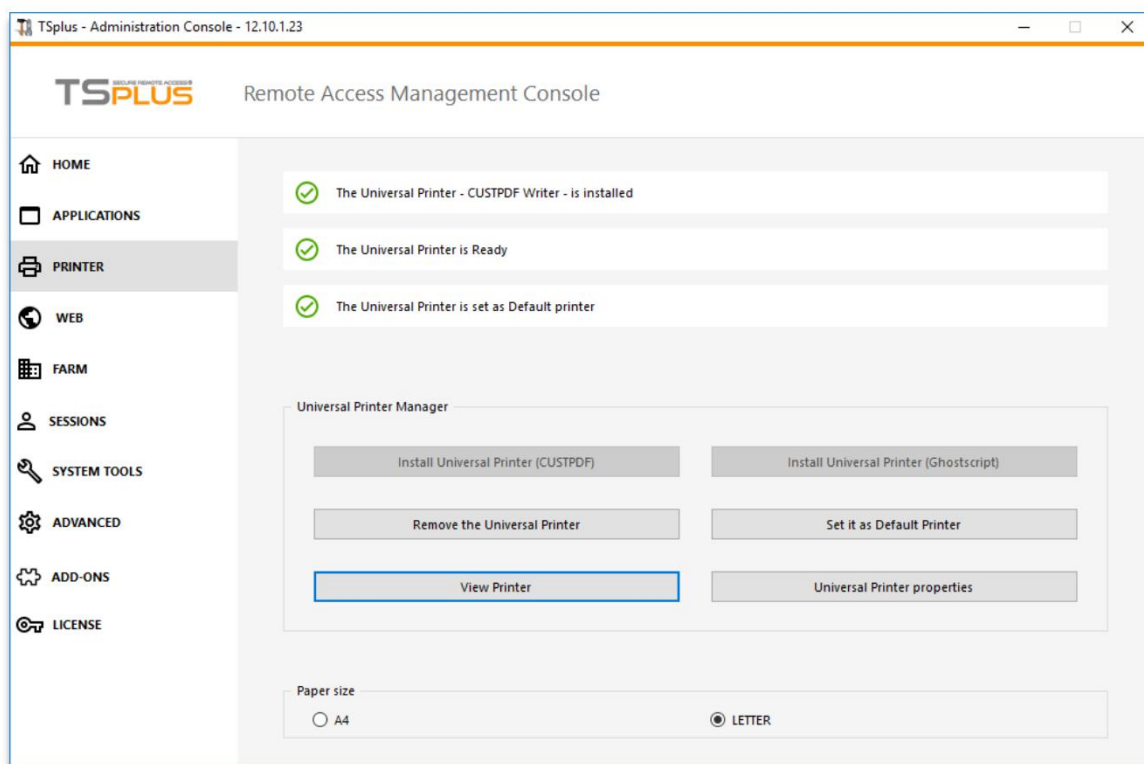
Benefits for the Administrators:

- Get a **clear view** of what apps are already published, **in just one click**.
- Easier users' assignment and **overall network management**.

The Printer Tab

Key Improvements:

- The TSplus Universal printer now has its own management tab. Previously found as a sub-menu in the 'Server' tab, all of the Universal printer's functions are now located in one easy to manage console.
- The Printer status is immediately visible with a color code (green=ok / red = issue)



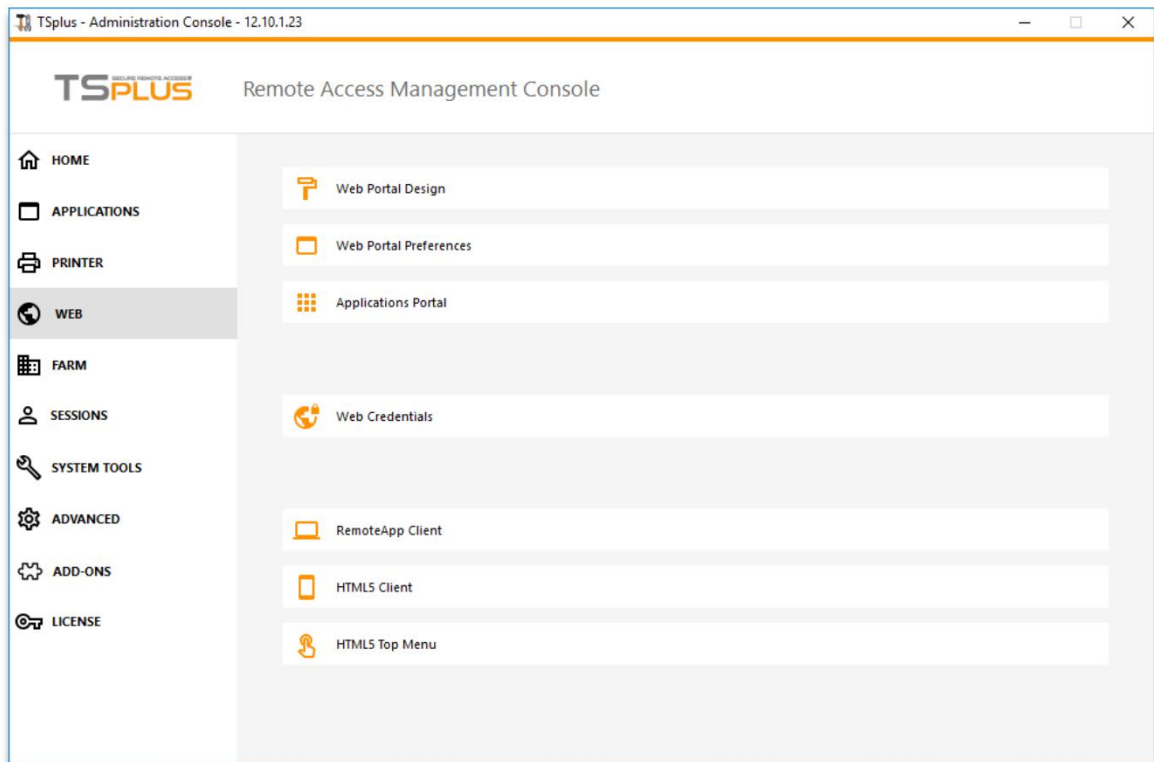
Benefits for the Administrators:

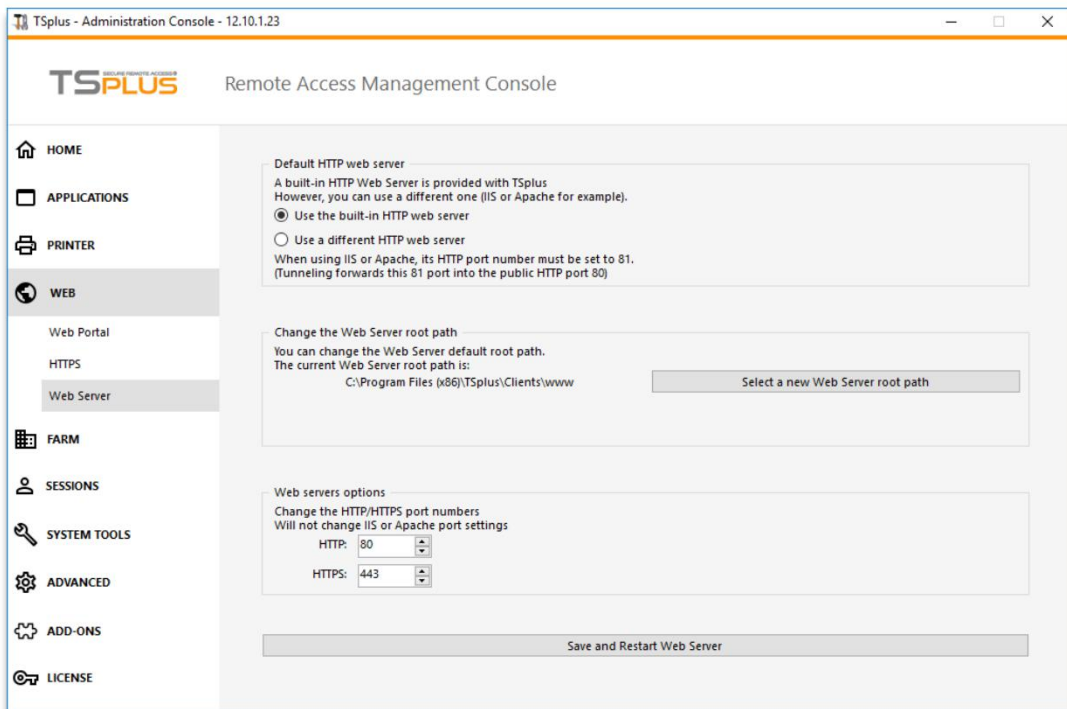
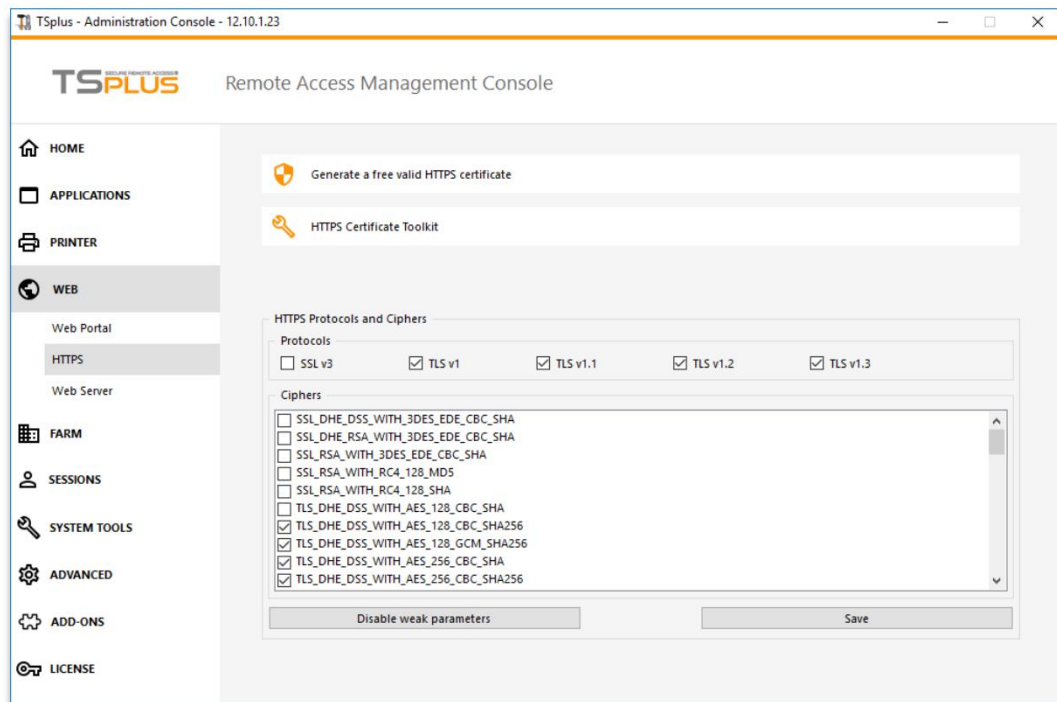
- **Quick and easy access** to Universal Printer management tools and settings.
- The feature is **much more visible**: with its own tab, located in second position on the list.

The Web Tab

Key Improvements:

- Settings for the Web server have been split into three categories:
 - Web Portal: Manage settings for customization, security and remote app.
 - HTTPS: With tools for importing a CA issued SSL, or generating your own.
 - Web server: options for changing the server's path and ports.
- Settings are displayed by operational priority. Mandatory settings first, followed by optional settings.





Benefits for the Administrators:

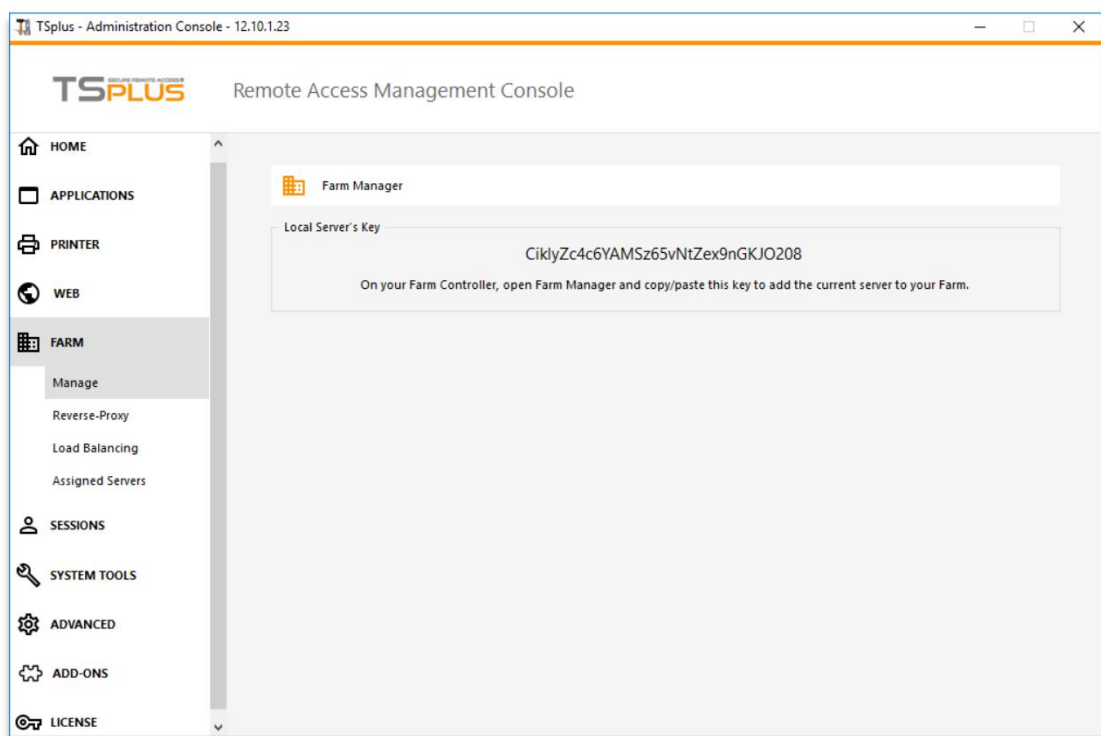
- More logical menu hierarchy, with **improved configuration descriptions** will encourage administrators to properly complete mission critical configurations before moving on to optional setups..

The Farm Tab - Replace for now «Gateway»

Note: The ultimate goal is to embed all 'multi-server' features directly to the AdminTool.

Key Improvements:

- The Farm Manager now has its own tab. Previously it appeared as a sub-menu in the Gateway tab, which has since been removed.
- Settings have been split into four categories: Farm Management, Reverse-Proxy, Load Balancing and Assigned Servers



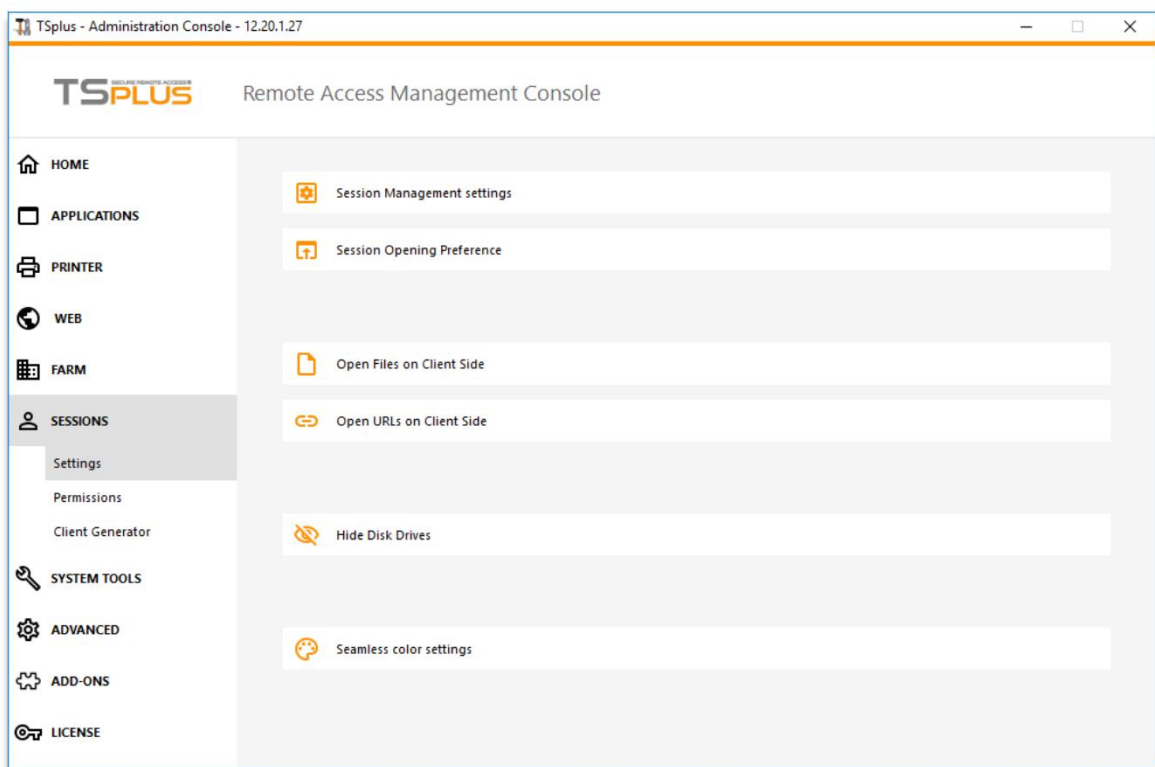
Benefits for the Administrators:

- **Increased visibility of the Farm feature**, only available with Enterprise edition and very useful for large infrastructure comprising several servers.
- **Better clarity**: The 'Gateway' label was not adequate to define, in a word, the range of flexibility and scalability TSplus Farm Management has to offer.

The Sessions Tab

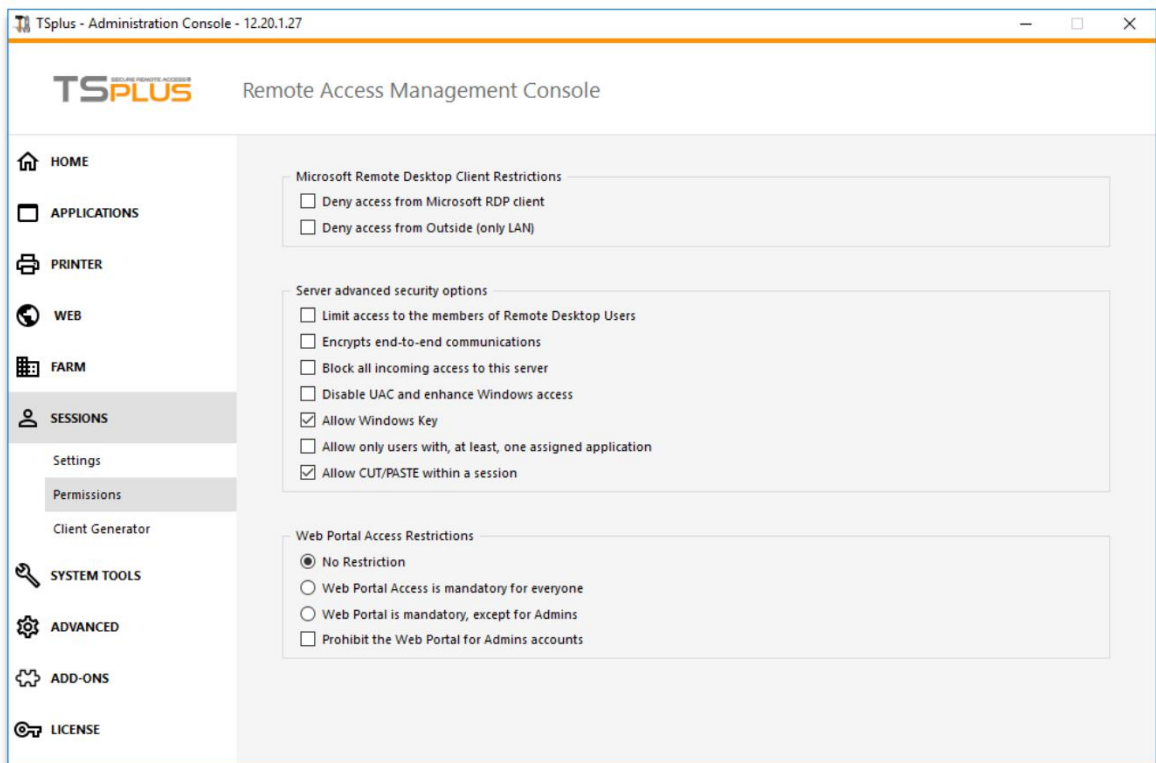
Key Improvements:

- All settings for user management under one top-level menu. Previously a sub-menu of the 'Server' Tab, which has since been removed.
- Settings are separated into ONLY three categories:
 - Settings: Manage user sessions and environment.
 - Permissions: Configure User permissions, access restrictions, prohibited actions, etc.
 - Client Generator: Configure and generate portable secure connection clients



The Sessions Tab

NEW



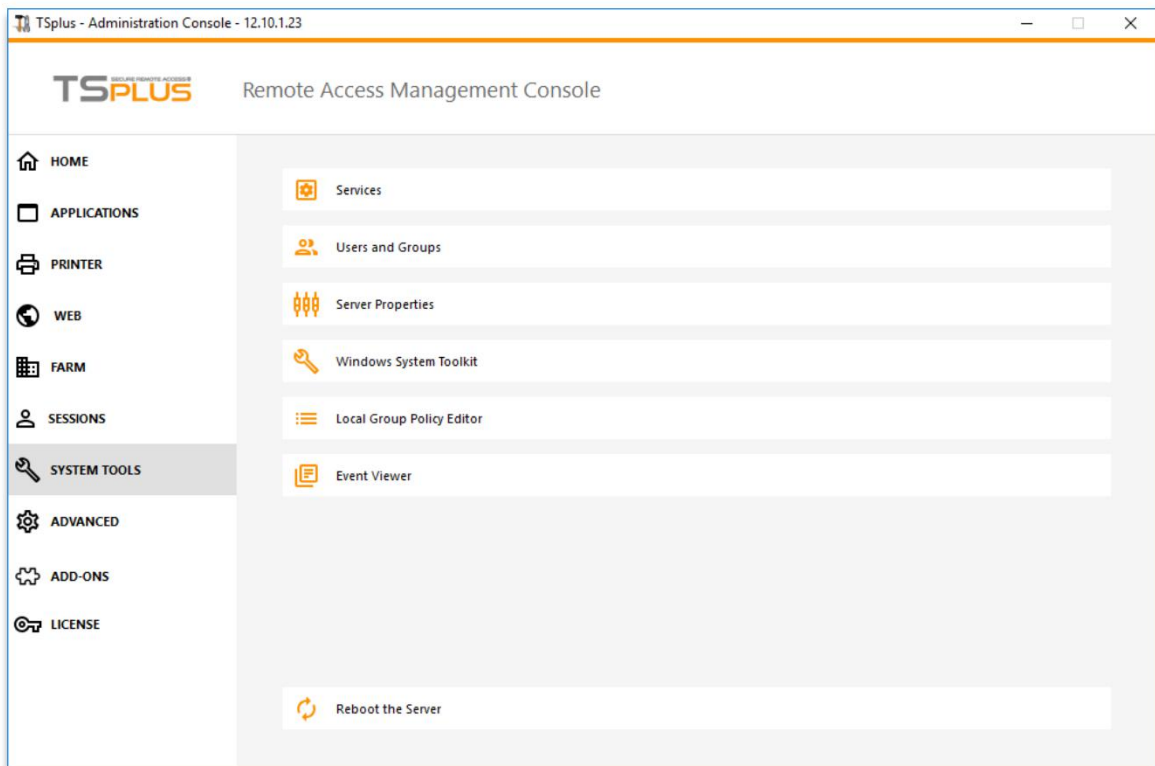
Benefits for the Administrators:

- **Better and clearer organization:** settings are now organized in a logical way
- **Easy management** to keep users' behavior under control.

The System Tools Tab

Key Improvements:

- This new tab creates a top level location for all basic system administration tools, previously appearing by default under the 'Server' tab.
- Settings are splitted in seven categories:
 - Running services
 - Users and Groups list
 - Windows server parameters
 - Windows system tools
 - GPO Editor
 - Event Viewer
 - Reboot the server



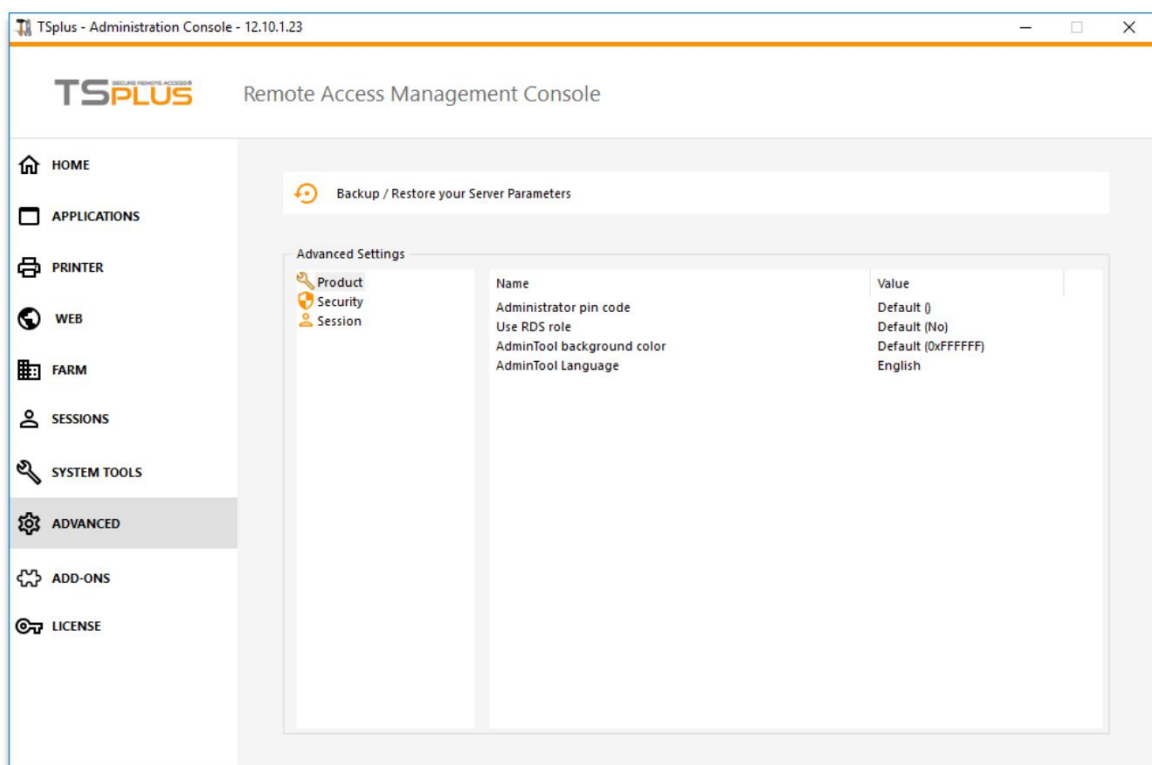
Benefits for the Administrators:

- **Easy access** to all Windows system parameters.

The Advanced Tab

Key Improvements:

- This new tab has been created for experienced IT Administrators who wish to add specific parameters and values directly into TSplus program code.
- Organized by categories: Product - Security - Session



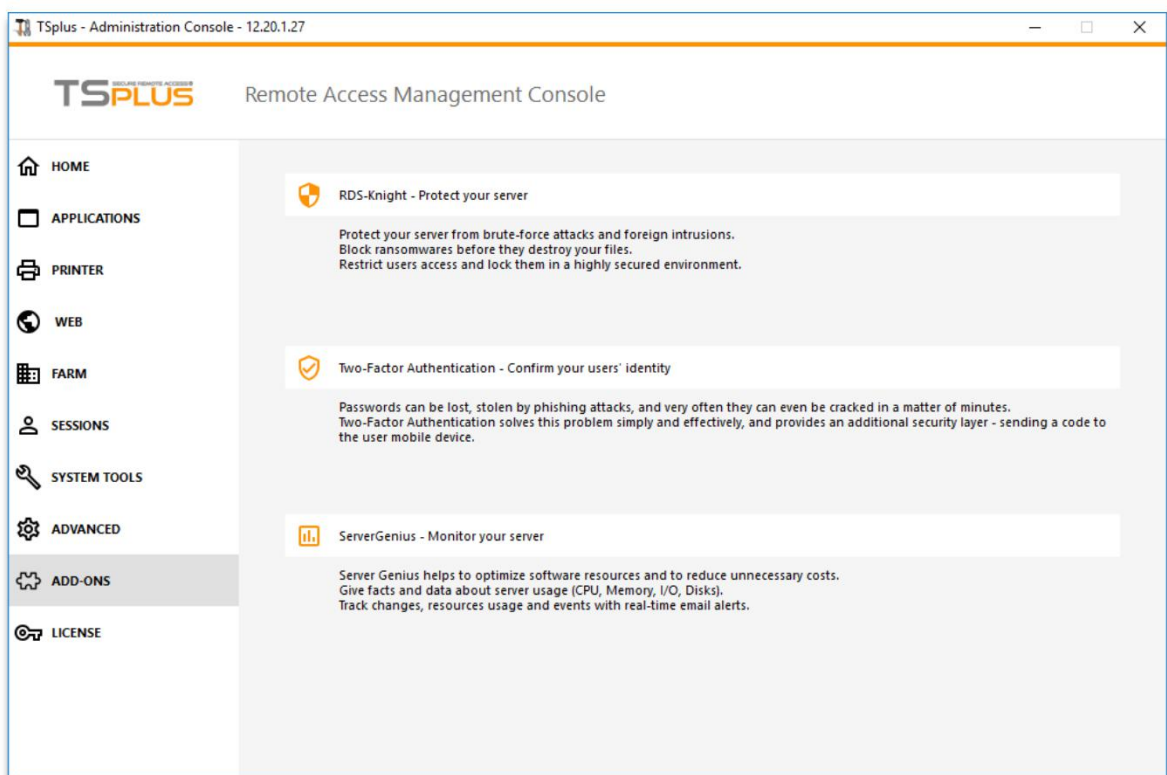
Benefits for the Administrators:

- Easy access to all **special** system parameters.

The Add-ons Tab

Key Improvements:

- The Add-Ons tab offers additional tools to download and try right away
- On this tab you will find RDS-Knight (Ultimate version), Server Genius and the new 2FA (Two Factor Authentication) security option



Benefits for the Administrators:

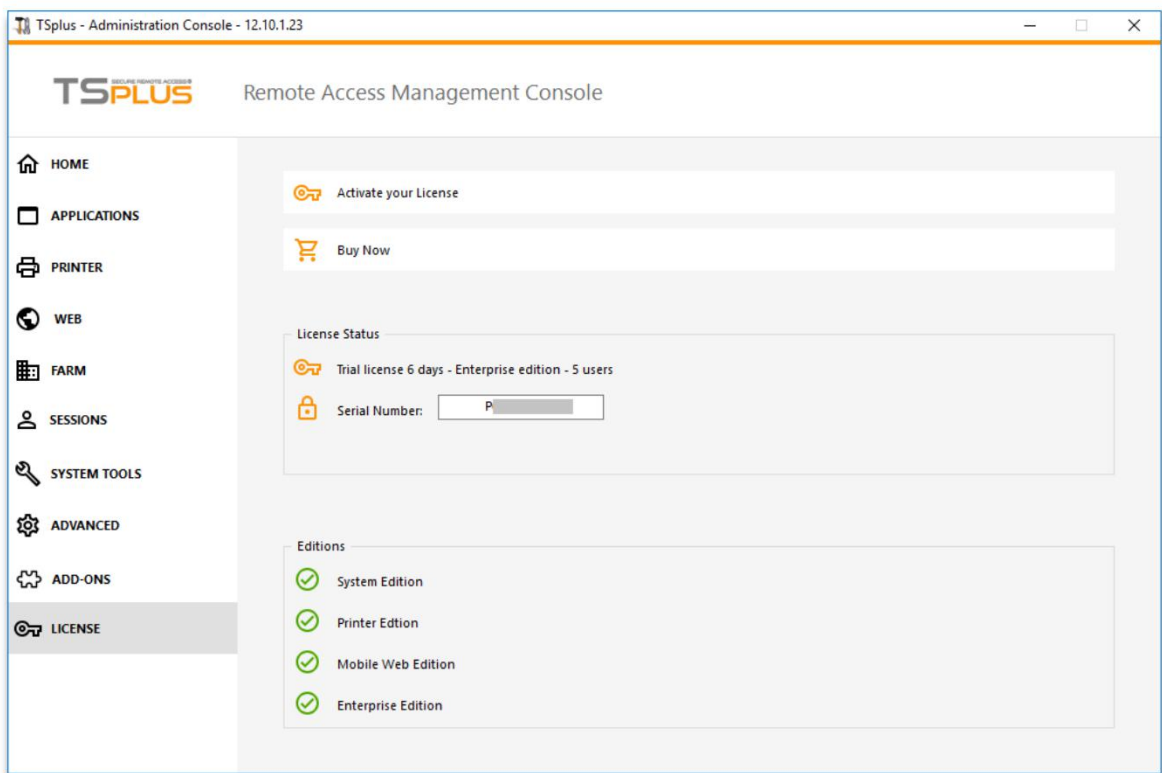
- **Improved visibility of the add-ons** which increases the customers' opportunities to test new products. The goal here is to generate interest and expand license sales opportunities.

[2FA documentation](#)

The License Tab

Key Improvements:

- Everything about licensing from the Activation Key to License Upgrade Options.
- Indication of the Update and Support expiration date
- Listing of the Edition(s) activated



Benefits for the Administrators:

- **Improved visibility of TSPlus Edition information**, along with a clear path to easy upgrades.